



National Plywood Industries Limited

C. I. No. : L20211AS1973PLC001856

Head Office : 5, Fancy Lane, Kolkata-700 001, Phones : 033-2248 0116/17
Fax : 033-2248 1246, Email : info.npil.ho@nationalplywood.net, Web : www.nationalplywood.net

Ref.NPI/BSE./2015-16

MARCH 07, 2016

To
The General Manger
Department of Corporate Services,
BSE LIMITED,
25th Floor, P.J. Towers, Dalal Street
Mumbai – 400 001

Sub.: Submission of Shareholding Pattern for the Quarter Ended 31st March, 2015.

Dear Sir,

We are enclosing hereby the Shareholding Pattern for the Quarter ended 31st March, 2015 for your record.

Thanking you,

Yours Faithfully,
For NATIONAL PLYWOOD INDUSTRIES LIMITED

A handwritten signature in black ink, appearing to read "S.K. Jain".

(S.k.jain)
Compliance Officer

Regd.Office & Factory : P.O. Makum Pathar-786187, Margherita, Dist. Tinsukia (Assam)

C H A L L A N (Original)

From :
MAHESHWARI DATAMATICS PVT. LTD.
6, Mangoe Lane, 2nd Floor
Kolkata - 700 001.
Phone : 2243-5809/5029
Fax : 2248-4787
E-mail : mdpl@cal.vsnl.net.in

To :
M/S NATIONAL PLYWOOD INDUSTRIES LIMITED
5, FANCY LANE
KOLKATA
-
700001

Shareholding Pattern as on 31/03/2015

Plain Paper(10X12) 11 Page

Date : 3/4/2015

For MAHESHWARI DATAMATICS PVT. LTD.



MAHESHWARI DATAMATICS PVT. LT

REGD. OFFICE : 6, MANGOE LANE (Surendra Mohan Ghosh Sarani), 2ND FLOOR, KOLKATA - 700 001
PH. : 2243-5029 / 5809, 2248-2248, FAX : (033) 22484787, E.mail : mdpldc@yahoo.com, Website : www.mdpl.in
CIN : U20221WB1982PTC034886

12/14

12/14

Edy



NATIONAL PLYWOOD INDUSTRIES LIMITED

Scrip Code :- Name of the Scrip :- [CSE] Class of Security :- Equity Face Value :- Rs. 10/-
 (I)(a) Statement showing Shareholding Pattern Quarter ended: 31/03/2015

Category Code (I)	Category of Shareholder (II)	No of Share-holders (III)	Total No of Shares (IV)	No of Shares held in Demat Form (V)	Total shareholding as a % of Tot Shrs		Shares pledged otherwise encum		
					As a % of (A + B) (VI)	As a % of (A+B+C) (VII)	Shares (VIII)	As a % of (IX)= (IV)/(V)	
A. Promoter and Promoter Group									
1. Indian									
	a. Individuals/Hindu Undivided Family	20	2369460	2197790	40.4776	40.4776	Nil	Nil	
	b. Central/State Government(s)								
	c. Bodies Corporate	5	159490	1600	2.7246	2.7246	Nil	Nil	
	d. Financial Institutions/Banks								
	e. Any Other								
	Sub Total (A1)	25	2528950	2199390	43.2022	43.2022	Nil	Nil	
2. Foreign									
	a. Individuals (NRI/Foreign Individuals)								
	b. Bodies Corporate								
	c. Institutions								
	d. Qualified Foreign Investor								
	e. Any other								
	Sub Total (A2)								
	Total Shareholding of Promoter and Promoter Group A=(A)(1)+(A)(2)	25	2528950	2199390	43.2022	43.2022	Nil	Nil	
B. Public Shareholding									
1. Institutions									
	a. Mutual Funds/UTI								
	b. Financial Institutions/Banks	1	207260	207260	3.5406	3.5406			
	c. Central/State Government(s)								
	d. Venture Capital Funds								
	e. Insurance Companies								
	f. Foreign Institutional Investors								
	g. Foreign Venture Capital Investors								
	h. Qualified Foreign Investor								
	i. Any Other								
	Sub Total (B1)	1	207260	207260	3.5406	3.5406			
2. Non-Institutions									
	a. Bodies Corporate	90	726554	709504	12.4118	12.4118			
	b. Individuals holding								
	i. Nominal Share Capital up to Rs.1 Lakh	5410	1622746	548466	27.7215	27.7215			
	ii. Nominal Share Capital in excess of Rs.1 Lakh	12	767240	306000	13.1068	13.1068			
	c. Qualified Foreign Investor								
	d. Any Other								
	Non Resident Individual	2	1000	1000	.0171	.0171			
	Sub Total (B2)	5514	3117540	1564970	53.2571	53.2571			
	Total Public Shareholding B=(B)(1)+(B)(2)	5515	3324800	1772230	56.7978	56.7978			
	Total (A)+(B)	5540	5853750	3971620	100.0000	100.0000			



NATIONAL PLYWOOD INDUSTRIES LIMITED

Scrip Code : - Class of Security : Equity
 Quarter ended: 31/03/2015

Partly paid-up shares:-	No of partly paid-up shares	As a % of Total No of partly paid-up shares	As a % of Total No of shares of the company
Held by promoter/promoter group	Nil	Nil	Nil
Held by public	Nil	Nil	Nil
Total	Nil	Nil	Nil

Outstanding convertible securities:-	No of Outstanding securities	As a % of Total No of outstanding convertible securities	As a % of Total No of shares of the company, assuming full conversion of the convertible securities
Held by promoter/promoter group	Nil	Nil	Nil
Held by public	Nil	Nil	Nil
Total	Nil	Nil	Nil

Warrants:-	No of warrants	As a % of Total No of warrants	As a % of Total No of shares of the company, assuming full conversion of warrants
Held by promoter/promoter group	Nil	Nil	Nil
Held by public	Nil	Nil	Nil
Total	Nil	Nil	Nil

Total paid-up capital of the company, assuming full conversion of warrants and convertible securities


5853750 Shares of Rs.10/- each



NATIONAL PLYWOOD INDUSTRIES LIMITED

Scrip Code : - Class of Security : Equity Face Value : Rs. 10/-
 (I)(a) Statement showing Shareholding Pattern Quarter ended: 31/03/2015

Category Code (I)	Category of Shareholder (II)	No of Share-holders (III)	Total No of Shares (IV)	No of Shares held in Demat Form (V)	Total shareholding as a % of Tot Shrs		Shares pledged or otherwise encumbered	
					As a % of (A + B) (VI)	As a % of (A+B+C) (VII)	Shares (VIII)	As a % of (IX)=(VII)/(IV)*100
C. Shares held by Custodian & against which Depository Receipts have been issued								
1.	Promoter and Promoter Group	Nil	Nil	Nil		Nil		
2.	Public	Nil	Nil	Nil		Nil		
Grand Total (A)+(B)+(C)		5540	5853750	3971620		100.0000		



Indian

Individuals/Hindu Undivided Family

Name of the Shareholder	Details of Shares held			Encumbered shares		Details of warrants		Details of convertible securities		Total Shares (including underlying shares as well as convertible securities) as of dilute share cap
	No of Shares held	As a % of Grand Total (A)+(B)+(C)	No.	As a % (VI)= (V)/	As a % of Grand Total (A)+(B)+(C) of sub clause (I)(a)	No of Warrants held	As a % of total no of warrants of the same class	No of convertible securities held	As a % of total no of convertible securities of the same class	
(II)	(III)	(IV)	(V)	(III)*100	(VII)	(VIII)	(IX)	(X)	(XI)	(XII)
CHANDRAKANTA PERIVAL	564650	9.6460	Nil	Nil	Nil	Nil	Nil	Nil	Nil	9.6460
MADHULIKA PERIVAL	343240	5.8636	Nil	Nil	Nil	Nil	Nil	Nil	Nil	5.8636
PIYUSH PERIVAL •	270525	4.6214	Nil	Nil	Nil	Nil	Nil	Nil	Nil	4.6214
SHEELA PERIVAL •	213000✓	3.6387	Nil	Nil	Nil	Nil	Nil	Nil	Nil	3.6387
ABHYUDAY PERIVAL •	192100	3.2817	Nil	Nil	Nil	Nil	Nil	Nil	Nil	3.2817
VIJAY KUMAR PERIVAL •	178925	3.0566	Nil	Nil	Nil	Nil	Nil	Nil	Nil	3.0566
AJAY KUMAR PERIVAL	178350	3.0468	Nil	Nil	Nil	Nil	Nil	Nil	Nil	3.0468
NEELAM PERIVAL	146750	2.5069	Nil	Nil	Nil	Nil	Nil	Nil	Nil	2.5069
VIJAY KUMAR PERIVAL •	64500	1.1019	Nil	Nil	Nil	Nil	Nil	Nil	Nil	1.1019
PIYUSH PERIVAL •	52050	.8892	Nil	Nil	Nil	Nil	Nil	Nil	Nil	.8892
GAJAMAND PERIVAL	59750	.6791	Nil	Nil	Nil	Nil	Nil	Nil	Nil	.6791
NEELAM PERIVAL A/C RELIABLE WOOD IND.	39620	.6768	Nil	Nil	Nil	Nil	Nil	Nil	Nil	.6768
MADHULIKA PERIVAL	23300	.3980	Nil	Nil	Nil	Nil	Nil	Nil	Nil	.3980
MALVIKA PERIVAL	✓17250	.2947	Nil	Nil	Nil	Nil	Nil	Nil	Nil	.2947
MAYANK PERIVAL	16000	.2733	Nil	Nil	Nil	Nil	Nil	Nil	Nil	.2733
PIYUSH KUMAR PERIVAL HUF ✓	13700	.2340	Nil	Nil	Nil	Nil	Nil	Nil	Nil	.2340
VIJAY KUMAR PERIVAL •	7500	.1281	Nil	Nil	Nil	Nil	Nil	Nil	Nil	.1281
ANANT PERIVAL	5000	.0854	Nil	Nil	Nil	Nil	Nil	Nil	Nil	.0854
ABHYUDAY PERIVAL •	1750	.0299	Nil	Nil	Nil	Nil	Nil	Nil	Nil	.0299
SHEELA PERIVAL •	1500✓	.0256	Nil	Nil	Nil	Nil	Nil	Nil	Nil	.0256
	2369460	40.4776	Nil	Nil	Nil	Nil	Nil	Nil	Nil	40.4776



NATIONAL PLYWOOD INDUSTRIES LIMITED

(I)(b) Statement showing holding of securities (including shares, warrants, convertible securities) of persons belonging to the category 'Promoter and Promoter Group'


Quarter ended 31/03/2015

Page # 1

1. Indian


c. Bodies Corporate

		Details of Shares held			Encumbered shares		Details of warrants		Details of convertible securities		Total
		No of Shares held	As a % of Grand Total	No.	As a %	As a %	No of Warrants held	As a % of total no of warrants of the same class	No of convertible securities held	As a % of total no of convertible securities of the same class	(inc under sharing conv of w and ible ties of the share
(I)	(II)	(III)	(IV)	(V)	(VI)= (V)/ (III)*100	(VII) (I)(a)	(VIII)	(IX)	(X)	(XI)	(XII)
1	NAROTTAM INVESTMENTS & TRADING CO.LTD.	101450	1.7331	Nil	Nil	Nil	Nil	Nil	Nil	Nil	1.
2	PLATINUM PLYWOOD PVT LTD	28930	.4942	Nil	Nil	Nil	Nil	Nil	Nil	Nil	
3	NAROTTAM INV & TRADING CO LTD	15010	.2564	Nil	Nil	Nil	Nil	Nil	Nil	Nil	
4	NATIONAL COURIERS PVT.LTD.	12500	.2135	Nil	Nil	Nil	Nil	Nil	Nil	Nil	
5	PLATINUM PLYWOOD PVT LTD	1600	.0273	Nil	Nil	Nil	Nil	Nil	Nil	Nil	
Total :		159490	2.7246	Nil	Nil	Nil	Nil	Nil	Nil	Nil	2.



(I)(c)(i) Statement showing holding of securities (including shares, warrants, convertible securities) of persons belonging to the category "Public" and holding more than 1% of the total no of shares

Sr No	Name of the Shareholder	No of Shares held	Details of warrants		Details of convertible securities			Total shares (including underlying shares assuming full conversion of warrants and convertible securities of the same class as a % of diluted share capital)
			Shares as a % of total no of shares (i.e., Grand Total (A)+(B)+(C) indicated in Statement at para (I) (a) above)	No of Warrants	As a % of total no of Warrants of the same class	No of convertible securities held	% w.r.t total no of convertible securities of the same class	
1	AMREX MARKETING PVT LTD	598740	10.2283	Nil	Nil	Nil	Nil	10.2283
2	MAHENDRA GIRDHARILAL	306000	5.2274	Nil	Nil	Nil	Nil	5.2274
3	ICICI BANK LTD	207260	3.5406	Nil	Nil	Nil	Nil	3.5406
4	CHANDRA KANTA PERIWAL A/C HL	112950	1.9295	Nil	Nil	Nil	Nil	1.9295
5	SNEHLATA PERIWAL	96000	1.6400	Nil	Nil	Nil	Nil	1.6400
6	SHEELA PERIWAL	58750	1.0036	Nil	Nil	Nil	Nil	1.0036
Total		1379700	23.5695	Nil	Nil	Nil	Nil	23.5695



(I)(c)(ii) Statement showing holding of securities (including shares, warrants, convertible securities) of persons (together with PAC) belonging to the category 'Public' and holding more than 5% of the total no of shares of the company

Sr No	Name(s) of the Shareholder(s) and the Persons Acting in Concert (PAC) with them	No of Shares (a) above)	Details of warrants		Details of convertible securities		Total shares (including underlying shares assuming full conversion of warrants and convertible securities of the same class as a % of diluted share capital	
			Shares as a % of total no of shares (i.e., Grand Total (A)+(B)+(C) indicated in Statement at para (I)	No of Warrants	As a % of total no of Warrants of the same class	No of convertible securities held		% w.r.t total no of convertible securities of the same class
1	ANREX MARKETING PVT LTD	598740	10.2283	Nil	Nil	Nil	Nil	10.2283
2	MAHENDRA GIRDHARILAL	306000	5.2274	Nil	Nil	Nil	Nil	5.2274
	Total	904740	15.4557	Nil	Nil	Nil	Nil	15.4557



NATIONAL PLYWOOD INDUSTRIES LIMITED

(II)(a) Statement showing details of Depository Receipts (DRs) as on 31/03/2015

Sl #	Type of Outstanding DR (ADRs, GDRs, SDRs, etc.)	No of outstanding DRs	No of Shares Underlying Outstanding DRs	Shares underlying outstanding DRs as a % of total No of Shares (i.e., Grand Total (A)+ (B)+(C) indicated in Statement at para (I)(a) above)
------	--	-----------------------------	--	---

--- Nil ---




NATIONAL PLYWOOD INDUSTRIES LIMITED

Physical / NSDL / CDSL Summary Report as on 31/03/2015

	Holders	Shares	% age
Physical :	3869	1882130	32.1526
NSDL :	1259	3818240	65.2272
CDSL :	412	153380	2.6202
	5540	5853750	100.0000

32.1526%
 (32.1526%)
 100.0000%



NATIONAL PLYWOOD INDUSTRIES LIMITED
Distribution Schedule as on 31/03/2015

Share Holding		holders	% age	No of Shares	% age
Upto	500	5028	90.7581	1051399	17.9611
501 to	1,000	308	5.5596	261761	4.4717
1,001 to	2,000	108	1.9495	167950	2.8691
2,001 to	3,000	28	.5054	70100	1.1975
3,001 to	4,000	5	.0903	17400	.2972
4,001 to	5,000	13	.2347	61900	1.0574
5,001 to	10,000	13	.2347	82000	1.4008
10,001	and Above	37	.6679	4141240	70.7451
Grand Total :		5540	100.0000	5853750	100.0000