



# National Plywood Industries Limited

C. I. No. : L20211AS1973PLC001856

Head Office : 5, Fancy Lane, Kolkata-700 001, Phones : 033-2248 0116/17  
Fax : 033-2248 1246, Email : info.npil.ho@nationalplywood.net, Web : www.nationalplywood.net

Ref.NPI/BSE./2015-16

MARCH 07, 2016

To  
The General Manger  
Department of Corporate Services,  
BSE LIMITED,  
25<sup>th</sup> Floor, P.J. Towers, Dalal Street  
Mumbai – 400 001

Sub.: Submission of Shareholding Pattern for the Quarter Ended 30<sup>th</sup> June, 2015.

Dear Sir,

We are enclosing hereby the Shareholding Pattern\_for the Quarter ended 30<sup>th</sup> June, 2015 for your record.

Thanking you,

Yours Faithfully.

For NATIONAL PLYWOOD INDUSTRIES LIMITED

*Shruti Bothra*  
(SHRUTI BOTHRA)  
Company Secretary

Regd.Office & Factory : P.O. Makum Pathar-786187, Margherita, Dist Tinsukia (Assam)

C H A L L A N (Original)

From :  
MAHESHWARI DATAMATICS PVT. LTD.  
6, Mangoe Lane, 2nd Floor  
Kolkata - 700 001.  
Phone : 2243-5809/5029  
Fax : 2248-4787  
E-mail : mdpl@cal.vsnl.net.in

To :  
M/S NATIONAL PLYWOOD INDUSTRIES LIMITED  
5, FANCY LANE  
KOLKATA  
-  
700001

Shareholding Pattern as on 30/06/2015

Plain Paper(10X12) 11 Page

Date : 4/7/2015

For MAHESHWARI DATAMATICS PVT. LTD.





# MAHESHWARI DATAMATICS PVT.

REGD. OFFICE : 6, MANGO LANE (Surendra Mohan Ghosh Sarani), 2ND FLOOR, KOLKATA - 700 001  
PH. : 2243-5029 / 5809, 2248-2248, FAX : (033) 22484787, E.mail : mdpldc@yahoo.com, Website : www.mdpl.in  
CIN : U20221WB1982PTC034886

NATIONAL PLYWOOD INDUSTRIES LIMITED  
57, FANCY LANE  
KOLKATA  
700001

## Investors' Grievance Report for the quarter 01/04/2015 to 30/06/2015

No of Investor Grievances pending at the beginning of the quarter : NIL

No of Investor Grievances received during the quarter : 0

No of Investor Grievances replied/resolved during the quarter : 0

No of Investor Grievances pending at the end of the quarter : NIL

## Break-up of Investors' Grievances received during the quarter

Dividend : 0

Share Certificate : 0

Annual Report : 0

Total : 0

For Maheshwari Datamatics Pvt. Ltd.

Registrars

Dated : 04/07/2015

Scrip Code :- Name of the Scrip :- [NSEI] Class of Security :- Equity Face Value :- Rs. 10/-  
 (I)(a) Statement showing Shareholding Pattern Quarter ended: 30/06/2015

Category Code (I)	Category of Shareholder (II)	No of Share-holders (III)	Total No of Shares (IV)	No of Shares held in Demat Form (V)	Total shareholding as a % of Tot Shrs		Shares pledged otherwise encumbr	
					As a % of (A + B) (VI)	As a % of (A+B+C) (VII)	Shares (VIII)	As (IX)=(I)/(IV)
<b>A.Promoter and Promoter Group</b>								
<b>1. Indian</b>								
	a. Individuals/Hindu Undivided Family	20	2369460	2197790	40.4776	40.4776	N i l	N i
	b. Central/State Government(s)							
	c. Bodies Corporate	5	130190	1600	2.224	2.224	N i l	N i
	d. Financial Institutions/Banks							
	e. Any Other							
	Sub Total (A1)	25	2499650	2199390	42.7017	42.7017	N i l	N i
<b>2. Foreign</b>								
	a. Individuals (NRI/Foreign Individuals)							
	b. Bodies Corporate							
	c. Institutions							
	d. Qualified Foreign Investor							
	e. Any other							
	Sub Total (A2)							
	Total Shareholding of Promoter and Promoter Group A=(A)(1)+(A)(2)	25	2499650	2199390	42.7017	42.7017	N i l	N i l
<b>B. Public Shareholding</b>								
<b>1. Institutions</b>								
	a. Mutual Funds/UTI							
	b. Financial Institutions/Banks	1	207260	207260	3.5406	3.5406		
	c. Central/State Government(s)							
	d. Venture Capital Funds							
	e. Insurance Companies							
	f. Foreign Institutional Investors							
	g. Foreign Venture Capital Investors							
	h. Qualified Foreign Investor							
	i. Any Other							
	Sub Total (B1)	1	207260	207260	3.5406	3.5406		
<b>2. Non-Institutions</b>								
	a. Bodies Corporate	91	755854	738804	12.9123	12.9123		
	b. Individuals holding							
	i. Nominal Share Capital up to Rs.1 Lakh	5410	1622746	548466	27.7215	27.7215		
	ii. Nominal Share Capital in excess of Rs.1 Lakh	12	767240	306000	13.1068	13.1068		
	c. Qualified Foreign Investor							
	d. Any Other							
	Non Resident Individual	2	1000	1000	.0171	.0171		
	Sub Total (B2)	5515	3146840	1594270	53.7577	53.7577		
	Total Public Shareholding B=(B)(1)+(B)(2)	5516	3354100	1801530	57.2983	57.2983		
	Total (A)+(B)	5541	5853750	4000920	100.0000	100.0000		



NATIONAL PLYWOOD INDUSTRIES LIMITED


Scrip Code :- Class of Security : Equity  
 Quarter ended: 30/06/2015

Partly paid-up shares:-	No of partly paid-up shares	As a % of Total No of partly paid-up shares	As a % of Total No of shares of the company
Held by promoter/promoter group	Nil	Nil	Nil
Held by public	Nil	Nil	Nil
Total	Nil	Nil	Nil

Outstanding convertible securities:-	No of Outstanding securities	As a % of Total No of outstanding convertible securities	As a % of Total No of shares of the company, assuming full conversion of the convertible securities
Held by promoter/promoter group	Nil	Nil	Nil
Held by public	Nil	Nil	Nil
Total	Nil	Nil	Nil

Warrants:-	No of warrants	As a % of Total No of warrants	As a % of Total No of shares of the company, assuming full conversion of warrants
Held by promoter/promoter group	Nil	Nil	Nil
Held by public	Nil	Nil	Nil
Total	Nil	Nil	Nil


Total paid-up capital of the company, assuming full conversion of warrants and convertible securities 5853750 Shares of Rs.10/- each



NATIONAL PLYWOOD INDUSTRIES LIMITED

Scrip Code : Class of Security : Equity Face Value : Rs. 10/-  
 (D) Statement showing Shareholding Pattern Quarter ended: 30/06/2015


Category Code (I)	Category of Shareholder (II)	No of Share-holders (III)	Total No of Shares (IV)	No of Shares held in Demat Form (V)	Total shareholding as a % of Tot Shrs		Share otherwise Sha (VIII)
					As a % of (A + B) (VI)	As a % of (A+B+C) (VII)	
A. Shares held by Custodian & against which Depository Receipts have been issued							
1.	Promoter and Promoter Group	Nil	Nil	Nil		Nil	
2.	Public	Nil	Nil	Nil		Nil	
Grand Total (A)+(B)+(C)		5541	5853750	4000920		100.0000	



1. Indian


a. Individuals/Hindu Undivided Family

Sl. No.	Name of the Shareholder	Details of Shares held			Encumbered shares		Details of warrants		Details of convertible securities		Total Shares (including underlying shares and convertible securities) as of diluted share capital
		No of Shares held	As a % of Grand Total (A)+(B)+(C)	No.	As a %	As a % of Grand Total (A)+(B)+(C) of sub clause (I)(a)	No of Warrants held	As a % of total no of warrants of the same class	No of convertible securities held	As a % of total no of convertible securities of the same class	
(I)	(II)	(III)	(IV)	(V)	(VI)= (V)/ (III)*100	(VII)	(VIII)	(IX)	(X)	(XI)	(XII)
	CHANDRAMANTA PERIWAL	564650	9.6460	Nil	Nil	Nil	Nil	Nil	Nil	Nil	9.6460
	MADHULIKA PERIWAL	343290	5.8636	Nil	Nil	Nil	Nil	Nil	Nil	Nil	5.8636
	PIYUSH PERIWAL	270525	4.6214	Nil	Nil	Nil	Nil	Nil	Nil	Nil	4.6214
	SHEELA PERIWAL	213000	3.6387	Nil	Nil	Nil	Nil	Nil	Nil	Nil	3.6387
	ADHYUDAY PERIWAL	192100	3.2817	Nil	Nil	Nil	Nil	Nil	Nil	Nil	3.2817
	VIJAY KUMAR PERIWAL	178925	3.0566	Nil	Nil	Nil	Nil	Nil	Nil	Nil	3.0566
	AJAY KUMAR PERIWAL	178350	3.0468	Nil	Nil	Nil	Nil	Nil	Nil	Nil	3.0468
	NEELAM PERIWAL	146750	2.5069	Nil	Nil	Nil	Nil	Nil	Nil	Nil	2.5069
	VIJAY KUMAR PERIWAL	64500	1.1019	Nil	Nil	Nil	Nil	Nil	Nil	Nil	1.1019
	PIYUSH PERIWAL	52050	.8892	Nil	Nil	Nil	Nil	Nil	Nil	Nil	.8892
	GAJANAND PERIWAL	39750	.6791	Nil	Nil	Nil	Nil	Nil	Nil	Nil	.6791
	NEELAM PERIWAL A/C RELIABLE WOOD IND.	39620	.6768	Nil	Nil	Nil	Nil	Nil	Nil	Nil	.6768
	MADHULIKA PERIWAL	23300	.3980	Nil	Nil	Nil	Nil	Nil	Nil	Nil	.3980
	MALVIKA PERIWAL	17250	.2947	Nil	Nil	Nil	Nil	Nil	Nil	Nil	.2947
	NAVANK PERIWAL	16000	.2733	Nil	Nil	Nil	Nil	Nil	Nil	Nil	.2733
	PIYUSH KUMAR PERIWAL HUF	13700	.2340	Nil	Nil	Nil	Nil	Nil	Nil	Nil	.2340
	VIJAY KUMAR PERIWAL	7500	.1281	Nil	Nil	Nil	Nil	Nil	Nil	Nil	.1281
	ANANT PERIWAL	5000	.0854	Nil	Nil	Nil	Nil	Nil	Nil	Nil	.0854
	ADHYUDAY PERIWAL	1750	.0299	Nil	Nil	Nil	Nil	Nil	Nil	Nil	.0299
	SHEELA PERIWAL	1500	.0256	Nil	Nil	Nil	Nil	Nil	Nil	Nil	.0256
	<b>Total :</b>	<b>2569460</b>	<b>40.4776</b>	<b>Nil</b>	<b>Nil</b>	<b>Nil</b>	<b>Nil</b>	<b>Nil</b>	<b>Nil</b>	<b>Nil</b>	<b>40.4776</b>



1. Indian  
c. Bodies Corporate

		Details of Shares held			Encumbered shares		Details of warrants		Details of convertible securities		Total
		No of Shares held	As a % of Grand Total	No.	As a %	As a %	No of Warrants held	As a % of total no of warrants of the same class	No of convertible securities held	As a % of total no of converti-ble securit-ies of the same class	(XII)
(I)	(II)	(III)	(IV)	(V)	(VI)= (V)/ (III)*100	(VII) (I)(a)	(VIII)	(IX)	(X)	(XI)	(XII)
1	WAGOTIAN INVESTMENTS & TRADING CO.LTD.	72150	1.2325	Nil	Nil	Nil	Nil	Nil	Nil	Nil	Nil
2	PLATINUM PLYWOOD PVT LTD	28930	.4942	Nil	Nil	Nil	Nil	Nil	Nil	Nil	Nil
3	WAGOTIAN INV & TRADING CO LTD	15010	.2564	Nil	Nil	Nil	Nil	Nil	Nil	Nil	Nil
4	NATIONAL COURIERS PVT.LTD.	12500	.2135	Nil	Nil	Nil	Nil	Nil	Nil	Nil	Nil
5	PLATINUM PLYWOOD PVT LTD	1600	.0273	Nil	Nil	Nil	Nil	Nil	Nil	Nil	Nil
Total :		130190	2.2240	Nil	Nil	Nil	Nil	Nil	Nil	Nil	Nil





(I)(C)(1) Statement showing holding of securities (including shares, warrants, convertible securities) of persons belonging to the category 'Public' and holding more than 1% of the total no of shares

Sr No	Name of the Shareholder	No of Shares held	Shares as a % of total no of shares (i.e., Grand Total (A)+(B)+(C) indicated in Statement at para (I) (a) above)	Details of warrants		Details of convertible securities		Total shares (including underlying shares assuming full conversion of warrants and convertible securities of the same class as a % of diluted share capital)
				No of Warrants held	As a % of total no of Warrants of the same class	No of convertible securities held	% w.r.t total no of convertible securities of the same class	
1	AMREX MARKETING PVT LTD	598740	10.2283	Nil	Nil	Nil	Nil	10.2283
2	MAHENDRA GIRDHARILAL	306000	5.2274	Nil	Nil	Nil	Nil	5.2274
3	ICICI BANK LTD	207260	3.5406	Nil	Nil	Nil	Nil	3.5406
4	CHANDRA KANTA PERIVAL A/C HL	112950	1.9295	Nil	Nil	Nil	Nil	1.9295
5	SNEHLATA PERIVAL	96000	1.6400	Nil	Nil	Nil	Nil	1.6400
6	SHEELA PERIVAL	58750	1.0036	Nil	Nil	Nil	Nil	1.0036
Total		1379700	23.5695	Nil	Nil	Nil	Nil	23.5695




(I)(c)(ii) Statement showing holding of securities (including shares, warrants, convertible securities) of persons (together with PAC) belonging to the category 'Public' and holding more than 5% of the total no of shares of the company

Sr	Name(s) of the Shareholder(s) and the Persons Acting in No Concert (PAC) with them	No of Shares (a) above	Shares as a % of total no of shares (i.e., Grand Total (A)+(B)+(C) indicated in Statement at para (I)	Details of warrants		Details of convertible securities		Total shares (including underlying shares assuming full conversion of warrants and convertible securities) of the same class as a % of diluted share capital
				No of Warrants	As a % of total no of Warrants of the same class	No of convertible securities held	% w.r.t total no of convertible securities of the same class	
1	ARREX MARKETING PVT LTD	598740	10.2283	Nil	Nil	Nil	Nil	10.2283
2	RAHENDRA GIRDHARILAL	306000	5.2274	Nil	Nil	Nil	Nil	5.2274
	Total	904740	15.4557	Nil	Nil	Nil	Nil	15.4557



Sl #	Folio/CIId/DpId	Name of the Shareholder	No of locked-in Shares	Locked-in shares as a % of total No of shares (i.e., Grand Total (A)+(B)+(C) indicated in Statement at para (I)(a) above)	Promoter/Promoter Group/ Public
------	-----------------	-------------------------	------------------------	---	---------------------------------

----- NIL -----



NATIONAL PLYWOOD INDUSTRIES LIMITED

(II)(a) Statement showing details of Depository Receipts (DRs) as on 30/06/2015


---

Sl #	Type of Outstanding DR (ADRs, GDRs, SDRs, etc.)	No of outstanding DRs	No of Shares Underlying Outstanding DRs	Shares underlying outstanding DRs as a % of total No of Shares (i.e., Grand Total (A)+ (B)+(C) indicated in Statement at para (I)(a) above)
------	--	-----------------------------	--	---

---

--- Nil ---

---



NATIONAL PLYWOOD INDUSTRIES LIMITED

(II)(b) Statement showing holding of Depository Receipts (DRs), where underlying shares held by 'promoter/promoter group' are in excess of 1% of the total no of shares as on 30/06/2015


---

Sl # Name of the DR Holder	Type of Outstanding DR (ADRs, GDRs, SDRs, etc.)	No of Shares Underlying Outstanding DRs	Shares underlying outstanding DRs as a % of total No of Shares (i.e., Grand Total (A)+(B)+(C) indicated in Statement at para (I)(a) above)
----------------------------	--	---	--

---

--- Nil ---


---



NATIONAL PLYWOOD INDUSTRIES LIMITED

Physical / NSDL / CDSL Summary Report as on 30/06/2015

	Holdings	Shares	% age
Physical :	3869	1852830	31.6520
NSDL :	1260	3845240	65.6885
CDSL :	412	155680	2.6595
	5541	5853750	100.0000



**18. Public Shareholding**

- No of Shares : 3354100
  - % of shareholding : 57.2983
- 

**19. Promoters and Promoter Group Shareholding**

**a) Pledged/Encumbered**

- No of Shares : Nil
- % of shares : Nil  
(as a % of the total shareholding  
of promoter and promoter group)
- % of shares : Nil  
(as a % of the total share capital  
of the company).

**b) Non-encumbered**

- No of Shares : 2499650
  - % of shares : 100.0000  
(as a % of the total shareholding  
of promoter and promoter group)
  - % of shares : 42.7017  
(as a % of the total share capital  
of the company)
- 

